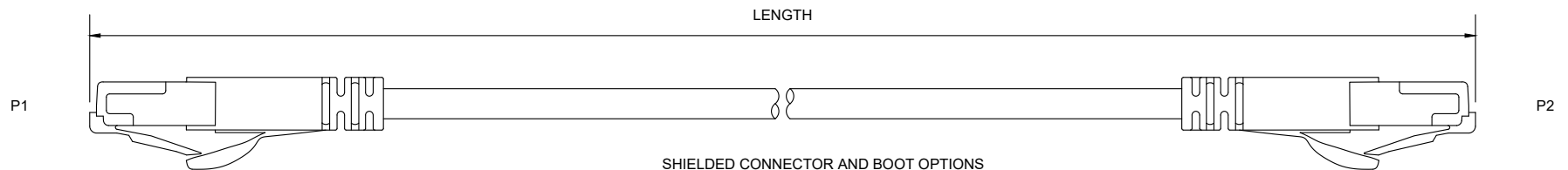


NOTES: UNLESS OTHERWISE SPECIFIED

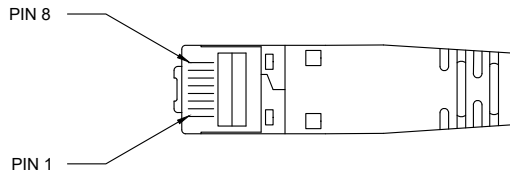
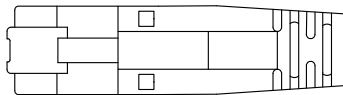
1. MATERIALS AND COMPONENTS ARE RoHS/REACH COMPLIANT.
2. CONNECTORS MEET THE REQUIREMENTS OF ANSI/TIA 568-C.2.
3. CABLE ASSEMBLIES ARE MANUFACTURED TO C ENTERPRISES STANDARDS.
4. STANDARDS AND SPECIFICATIONS AVAILABLE UPON REQUEST.
5. REFER TO PART NUMBER CHART FOR COMPLETE LIST OF OPTIONS.
6. SHIELDED CABLE AVAILABLE: CAT5, CAT5E, CAT6.
7. CONNECTORS ARE REPRESENTATIVE. FEATURES MAY VARY PER MANUFACTURER.
8. WIRING CONFIGURATION:
 - 8.1. DEFAULT: 568B STRAIGHT.
 - 8.2. INDUSTRY STANDARD / CUSTOM WIRING AVAILABLE.
9. TESTED FOR CONTINUITY, SHORTS, WIRE MAPPING AND OVERALL INTEGRITY.
10. INDUSTRY STANDARD COLORS AVAILABLE ON CABLE AND STRAIN RELIEF BOOT.

REV	ECR	DESCRIPTION	BY	DATE	CHECKED
A	-	INITIAL RELEASE	K.T.	07/26/2016	A.J.

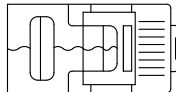
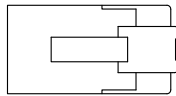
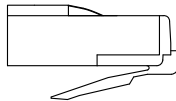


SHIELDED CONNECTOR AND BOOT OPTIONS

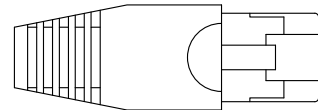
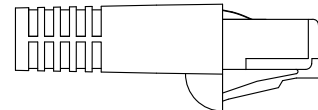
CAT6 RJ45 SHIELDED
BLACK SNAGLESS BOOT



SHIELDED RJ45
NO BOOT



COLORED STRAIN RELIEF BOOT



WIRING CONFIGURATION 568B STRAIGHT

P1	COLOR CODE	P2
1	WHITE/ORANGE	1
2	ORANGE/WHITE	2
3	WHITE/GREEN	3
4	BLUE/WHITE	4
5	WHITE/BLUE	5
6	GREEN/WHITE	6
7	WHITE/BROWN	7
8	BROWN/WHITE	8
SHELL GROUND	SHIELD	SHELL GROUND

DRAWN BY:	K. THOMAS	07/06/2016
APVD BY:	A. JENSEN	07/26/2016



C ENTERPRISES
2445 CADES WAY
VISTA CA 92081
760-599-5111

DIMENSIONS: METRIC [IMPERIAL]

TITLE: SHIELDED PATCH CORD

PROPRIETARY AND CONFIDENTIAL

THIS DOCUMENT CONTAINS PROPRIETARY INFORMATION OF C ENTERPRISES. NOT TO BE USED, COPIED, OR DISCLOSED WITHOUT WRITTEN PERMISSION. ALL RIGHTS RESERVED.

SIZE	DWG. NO.	REV
A	SHIELDED-PATCH-CORD	A

SCALE: NOT TO SCALE

SHEET 1 OF 1